

Hour of Code

TechResort Mini-Makers Session #1106




What do I need?

- A laptop or tablet with internet access

Code.org

Code.org is an organisation that offers courses, tutorials and activities, aiming to educate and increase participation in computer science.



How are we going to be using Code.org?

In this beginner's session for coding, you'll learn the very basics of code by following the exercises on the code.org website.


The exercises are fun to do and there's a choice of Minecraft, Star Wars, Frozen and more!

To Start: Open a Web Browser

A browser is the application we use to look at websites. There may be up to 3 browsers on the TechResort computers and tablets:

Edge (by Microsoft) 


Chrome (by Google) 

Firefox (by Mozilla) 

- Choose whichever browser you prefer and double-click its icon to start it up.

The Code.org Website

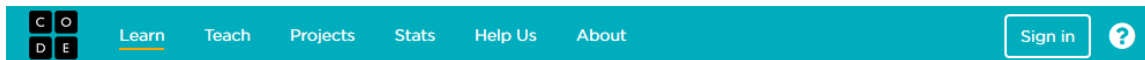
- Click the **web address bar** near the top of your browser. We've shown Firefox here:



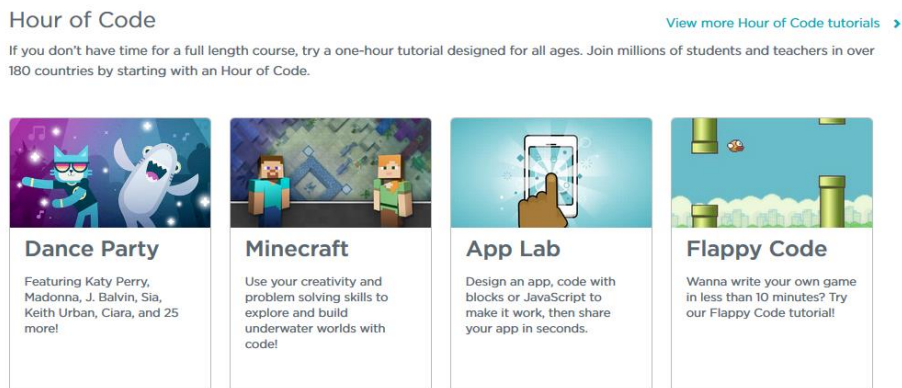
- Type the website address: code.org (*the dot is important*).

Go to the Hour of Code Part of the Website

- Click on 'Learn' in the top left-hand corner. Then, if you scroll down the page a bit, you should see this:



- Click on 'View more Hour of Code tutorials', which is in blue on the right-hand side. By scrolling down the page, there are at least eight to choose from.



Follow the On-Screen Instructions

- The instructions will lead you through the activity step by step.
- Use blocks of code to solve the puzzles (make sure your blocks are properly joined together).
- You can skip the videos if you like – when the video window appears on screen, click the cross in the top right-hand corner to close it.

Take this sheet with you at the end. When you get home, you can sign up for your own Code.org account to try more coding activities.

TechResort Mini-Makers Session #1106 – Hour of Code

©2020 – TechResort CIC